

Magnetic Level Gauge PN 160/CL 900


Magnetic indicating bar scale with fine resolution, indirect level indication
 Indicating elements permanent magnetic with stop pin
 Fully closed housing with gapless weldings
 Float magnet field totally circular with strong far field
 Float defect control with indication in lower display end

Product group **710**

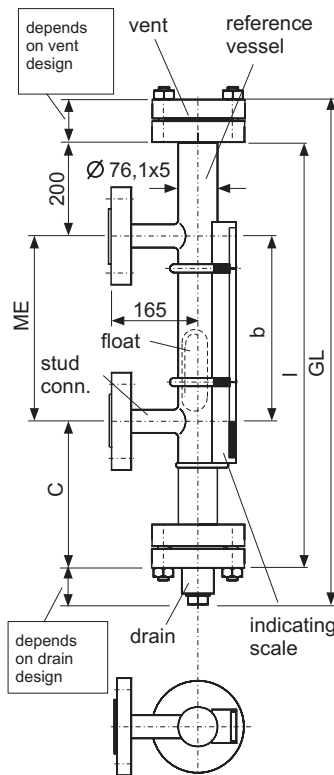
Type **130.0**

Sheet: 1/2 Revision: 5

Date: 08/05



Type 130.0 equipped with drain valve sideways and indicating scale type 710.AVG3.



Field of Application

The magnetic level gauge is for indicating the level height of liquids in any vessel via bypass. Simultaneously you can use level switches (s. 740.XXXX) or level sensors (s. 745.XXXX) mounted onto the reference vessel tube to signal level limits or measure the level height by remote means.

General Data

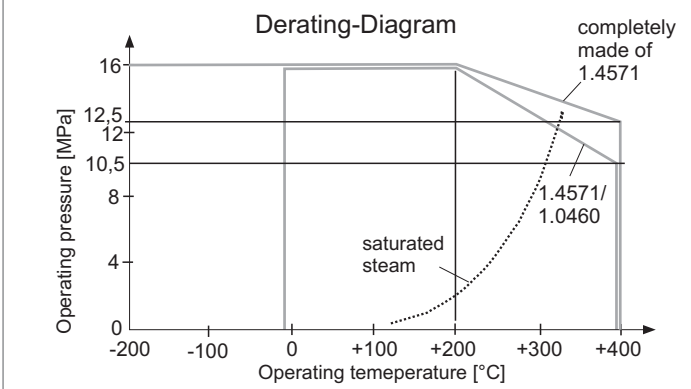
Density, float 1.4571: special design
 Titanium: from 0,51 g/cm³
 Precision for Interface or density: from ±0,01 g/cm³
 Measuring range (=ME): single piece up to 5000 mm, above split construction, from 3000 mm holding bracket each 1500 mm
 Measuring error: ±10 mm
 Viscosity: max 5000 mPas
 Display type: 710.AVG3
 Connection: weld end (Standard), Flanges DIN and ANSI
 Drain/vent: Flange stud DIN and ANSI(Standard), plug 1/2" NPT, optional 3/4" NPT, G1/2A, G3/4A Valve DN8, optional DN6, Cap and acc. to customer spec.
 Material tube, stud, 1.4571 (Standard), ANSI-coded
 flanges, fixtures: Titanium, Hastelloy, etc.,
 float: Titanium (Standard), 1.4571
 Weight: Basic 30 kg + 1,2 kg/100mm ME

Design Data

Operating pressure: up to 16,0 MPa/600 lbs (see Derating-Diagram)
 Temperature Media:
 Reference vessel cpl. 1.4571: -200 ... +400 °C
 flanges 1.0460: -10 ... +400 °C (see Derating-Diagram)
 Below -10 °C Indicating scale .AVG2 and below -20 °C add frost protection with 710.ISOL
 In both cases preparation for insulation included.

Certificates

Pressure Vessel Directive (PED) 97/23/EG
 EC-Type Examination Certificate: TÜV 03 ATEX 2190 Zone 0
 Subject to alterations



Ordering no.

7 1 0 . 1 3 0 . 0 - XXX - XXXX - XXXXXXXX

Density, e.g.
057=0,57 g/cm³

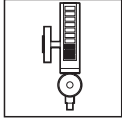
Center to center ME
in mm

Connections etc.
see sheet
710.VAR

PHÖNIX

Messtechnik GmbH
 Salzschlirfer Straße 13
 D-60386 Frankfurt/M.
 Tel. +49/69/41 67 42 -20
 Fax +49/69/41 67 42 - 29
 sales@phoenix-mt.com
 www.phoenix-mt.com

PHÖNIX



Details

Float, Vent, Drain and Connection

Product group **710**

Type **130.0**

Sheet: 2/2

Revision: 5

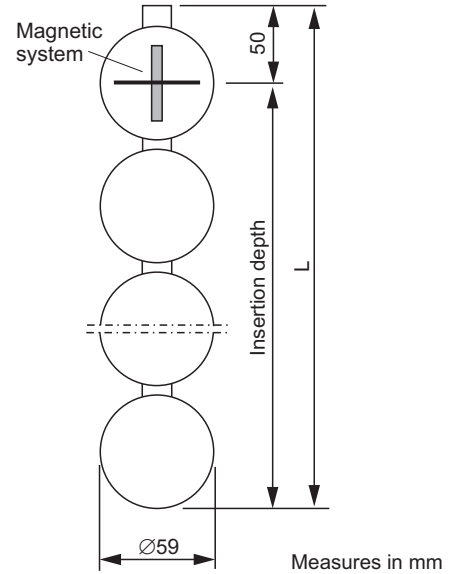
Date:

08/05

Float material Titanium, Ø59, PN250

Density [g/cm³]	Measure C [mm]	Total length L [mm]	Weight [g]	Part no.
0,75 ... 1,03	180	213	231	BG101409103
0,65 ... 0,74	300	335	324	BG101409074
0,58 ... 0,64	420	457	417	BG101409064
0,54 ... 0,57	540	579	510	BG101409057
0,51 ... 0,53	790	823	696	BG101409053

Density range corresponds to measuring error ±10 mm



Design data Float

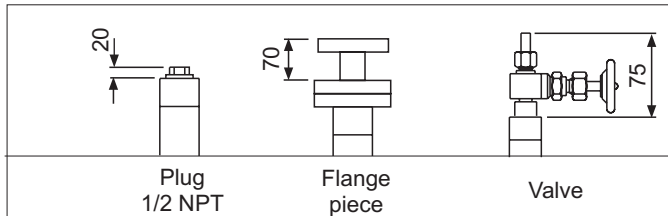
Operating pressure: up to 25,0 MPa/1500 lbs
(see Derating Diagram)

Test pressure (cold): 32,5 MPa

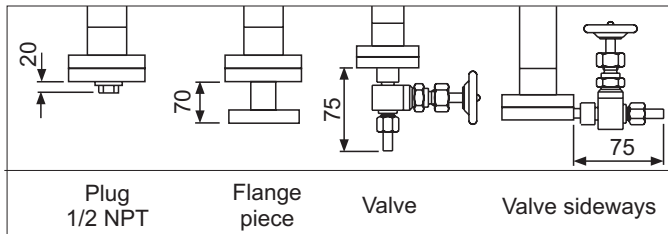
Operating temperature: -200 ... +400 °C
(see Derating Diagram)

Total length: see Float table

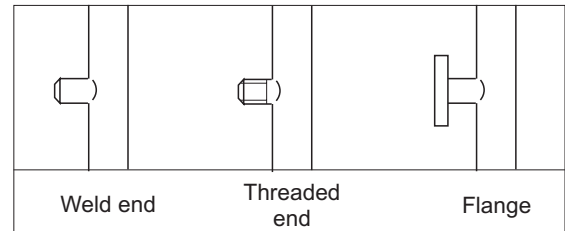
Vent



Drain



Connections



Ordering no.

Accessories:

Device	Product group
Magnetic switch	740.XXXX
Level sensor	745.XXXX
Indicating scale	710.AVGX
Frost protection	710.PLEXI
Heating	710.HEAT

Spare parts:

Designation	Part no.
Float	s. Float table above
Indicating scale	710.AVGX
Sealing	0790101010PS
Fixing springs	3813000772
Align magnet	BG10XXXXMAKU

There may be any other customer specified connections, materials and special floats.

PHÖNIX

Messtechnik GmbH
Salzschlirfer Straße 13
D-60386 Frankfurt/M.
Tel. +49/69/41 67 42 -20
Fax +49/69/41 67 42 -29
sales@phoenix-mt.com
www.phoenix-mt.com

PHÖNIX